



2023-2024



CROWLEY INDEPENDENT SCHOOL DISTRICT

Crowley Middle School Quality Report

Comprehensive Accountability System

Metrics that Matter to our Community

DISTRICT-ASSIGNED TBD SCHOOL QUALITY RATING

2023-2024 ACADEMICS

8TH GRADE ALGEBRA I

Approaches	Meets	Masters
95%	56%	39%

8TH GRADE MATH (Board Goal)★

Approaches	Meets	Masters
52%	27%	4%

8TH GRADE READING

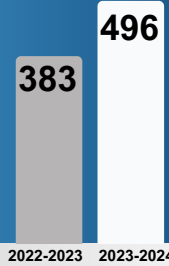
Approaches	Meets	Masters
70%	43%	18%

TEA Rating: TBD
Baseline Year 2023

Student ENROLLMENT




Pre AP Enrollment

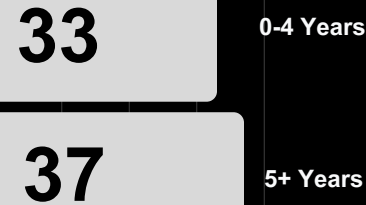


TEACHER Information 4

Teacher-to-Student Ratio



Teacher Tenure

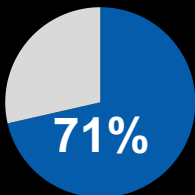


70 TEACHERS ON CAMPUS

Positive Student BEHAVIOR 2

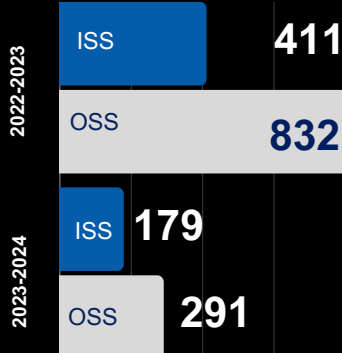
★(Board Goal)

% of students with no OSS



Student DISCIPLINE

Discipline Incidents



● In-school suspension ● Out-of-school suspension

STUDENT SUPPORTS 5

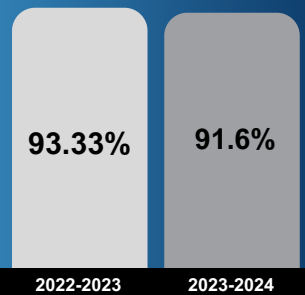
SOCIAL EMOTIONAL LEARNING SUPPORTS

Counselors	✓
SEL Specialists	✓
Interventionists	✓

AFTER SCHOOL PROGRAMS

21st Century (ACE)	✓
Tutorials	✓

Attendance PERCENTAGE 4



ENGAGEMENT OPPORTUNITIES

PARENT INVOLVEMENT 5

- All-Pro Dad
- Family Movie Night
- Fall Community Clothing Swap
- Winter Fest
- STEM Night
- Veterans Day Breakfast
- Spring Clothing Swap
- PTO, Students of Character awards

STUDENT CLUBS 5

- Fine Arts
- Student Council
- Los Puentes de Ponder
- Junior Cadet Corp
- Step Team
- Intramural Sports
- Girls in STEM
- STEM Club
- Student Council
- Theater Club
- Girls Mentoring
- Male Mentoring
- Girls in STEM
- Young Men in STEM
- Sports
- Cheer
- UIL
- Chess Club
- NJHS
- Art Club

CAMPUS COMMUNICATION



SCHOOL ENVIRONMENT





2023-2024

CROWLEY INDEPENDENT SCHOOL DISTRICT



Crowley Middle School Quality Report

Comprehensive Accountability System



Crowley ISD School Board

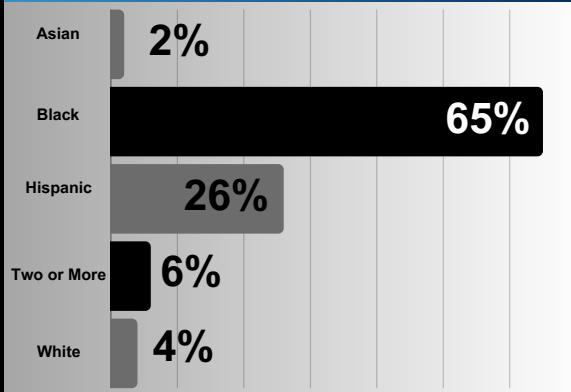
Our aspiration in Crowley ISD is to ensure that all students have access to a GREAT SCHOOL and are provided excellent educational experiences so that they achieve their full potential. When our students graduate from Crowley ISD, they will leave with more than a diploma. They will leave with choices and opportunities. We designed this School Quality Report (SQR) to highlight metrics that matter and to share with our community the areas of progress, the areas of opportunity, and the comprehensive quality of each school in Crowley ISD. This SQR is our effort to increase transparency by synthesizing the quantitative metrics with qualitative parent voices to provide a complete assessment of school quality.

“ CMS has great teachers. My students have really grown because of them.
Maggie, Crowley Middle School Parent ”

“ Teaching at CMS has shown me the power of parent partnerships. I've seen students overcome emotional, behavioral and most importantly academic challenges because their parents worked as partners with me. Teachers dream for this - I have it!
Stephanie, Crowley Middle School Teacher ”

“ I love the teachers at CMS because they are very understanding and care about me.
Jarden, Crowley Middle School Student ”

CAMPUS DEMOGRAPHICS



- #### RUBRIC SCALE
- 1 NEEDS ATTENTION
 - 2 AVERAGE
 - 3 GOOD
 - 4 EXCEPTIONAL
 - 5 GREAT

Visit <http://crowleyisdtx.org> for more details regarding our rubric.



GRADED ON 2023-2024 DATA

CROWLEY INDEPENDENT SCHOOL DISTRICT

Crowley ISD Quality Report

Comprehensive Accountability System Rubric

Metrics that Matter to our Community

RUBRIC SCALE

- 1** NEEDS ATTENTION
- 2** AVERAGE
- 3** GOOD
- 4** EXCEPTIONAL
- 5** GREAT

FINANCE FUND BALANCE

- 1** Less than 9%
- 2** 10-14%
- 3** 14-17%
- 4** 18-19%
- 5** 20%

GRADUATION RATE

- 1** 89% or less
- 2** 89-90%
- 3** 90-92%
- 4** 93-94%
- 5** 95% or greater

DISTRICT-ASSIGNED SCHOOL QUALITY RATING

- 1** F
- 2** D
- 3** C
- 4** B
- 5** A

TEACHER INFORMATION

Total # of 5 plus year teachers divided by the total # of teachers to get the percentage

- 1** 10-19%
- 2** 20-38%
- 3** 39-48%
- 4** 49-59%
- 5** 60% or greater

College, Career and Military Readiness (CCMR)

- 1** 60-70%
- 2** 71-80%
- 3** 81-90%
- 4** 91-94%
- 5** 95% or greater

SCHOOL ENVIRONMENT

POSITIVE STUDENT BEHAVIOR

ELEMENTARY

- 1** 85 or less
- 2** 86-89
- 3** 90-91
- 4** 92-94
- 5** 95 or greater

SECONDARY

- 1** 69%
- 2** 70-73%
- 3** 74-84%
- 4** 85-91%
- 5** 92% or greater

STUDENT SUPPORTS

ELEMENTARY

- 1** 1 out of 6
- 2** 2 out of 6
- 3** 3 out of 6
- 4** 4 out of 6
- 5** 5 out of 6

SECONDARY

- 1** 2 or less
- 3** 3 out of 6
- 5** 4 out of 5

ATTENDANCE PERCENTAGE

ELEMENTARY

- 1** 85% or less
- 2** 86-89%
- 3** 90-92%
- 4** 93-94%
- 5** 95% or greater

SECONDARY

- 1** 69%
- 2** 70-73%
- 3** 74-84%
- 4** 85-91%
- 5** 92% or greater

PARENT AND STUDENT ENGAGEMENT OPPORTUNITIES

Parent Involvement

- 1** 0 **5** 2 or more
- 2** 1

Student Clubs

- 1** 0 **5** 5 or more
- 2** 1 **3** 3-4

REFER TO SECONDARY RATINGS FOR DISTRICT

Visit <http://crowleyisdtx.org> for more details

